



PREMIER
GO BEYOND

2024



PREMIER
GO BEYOND



A woman wearing a green jacket and a hat is sitting on a Premier pontoon boat. A golden retriever is sitting on the boat next to her. The boat is on a body of water with a rocky shoreline in the background.

CREATING A BETTER BOATING EXPERIENCE.

There are a lot of pontoon companies, but Premier is different. We create the best pontoon experience because we have a passion and an understanding for boating like no other pontoon manufacturer. It's a difference that defines us and drives us to build the world's best pontoons.

FAMILY OWNED

It's being one of the only family-owned pontoon companies in the world — true boating enthusiasts building pontoons in a small town in the heart of Minnesota's 10,000 lakes.

BEST RIDE

It's building the best riding pontoons in the industry — an exclusive PTX tritoon chassis that is the industry benchmark and delivers a ride that's smoother, faster, and more efficient.

BUILT BETTER

It's a build quality that stands up to time and the elements - where every detail, every fastener, and every weld is scrutinized and perfected to ensure you have the best pontoon at the dock.

At Premier, our goal is simple — to give you the best pontoon experience. One that strives to always exceed your expectations. This is how we go beyond. This is Premier.



NEXT-GENERATION PTX

PTX THE PTX ADVANTAGE

Reengineered PTX tritoon chassis now delivers an even better ride. A ride that's smoother, turns quicker, is more fuel efficient, and delivers more top speed than ever before.

TROLL & STOW™

A revolutionary new trolling motor system that deploys easily and completely eliminates the tangle of cords and mounting hardware for a clean, clutter-free deck.



STOWED

STAND BY

TROLL



NEW FOR 2024

PREMIUM TOWERS

Add style and watersports functionality with a choice of two new towers.



SCULPTED LUXE TOWER

Sleek style and aerodynamic shape with powered operation and accent lighting.



PERFORMANCE SPORT TOWER

Performance-infused tube structure featuring integrated lighting and powered operation.

FISH-READY ANGLER

Discover the most intelligently designed fishing pontoon with new dedicated 4- and 6-point angling positions and everything you need within arm's reach.



OPEN WATER PANELS

Fish without limits with our exclusive Open Water Panels that swing and stow out of the way for the freedom to cast, troll, and land more fish.



ALL-NEW SUNSATON AND SOLARIS

We've redefined the modern pontoon with new levels of luxury and performance to create the best heart-of-the-market pontoons in the industry.



TRANSPARENT BOW GATE

Enjoy the unique signature styling of new transparent bow gate designs that add a distinctive look and improved forward visibility.



IMMERSIVE AUDIO

Surround yourself with rich, deep, and clear audio with a new immersive audio system that directs the sound at your ears, not your feet.



CAPTAIN-FIRST HELM

The elevated luxury of the all-new Captain-First Helm delivers more comfort, improved ergonomics, and new storage solutions.



BEAUTIFULLY BUILT FOR BATTLE.

Beneath the exceptional finish of every Premier pontoon lies battleship caliber construction. A level of material, engineering, and quality built to withstand the roughest waters, the harshest weather, and the relentless punishment of time. It's why our pontoons come with one of the industry's best warranties, and you can confidently enjoy years of trouble-free ownership.



WE'VE GOT YOU COVERED FROM BOW TO STERN.

Confidence in our quality starts with one of the industry's best warranties. Every Premier pontoon comes standard with a limited, transferable lifetime warranty on key constructional components including chassis, deck, and tubes. We then complement it with a comprehensive 10-year warranty. See your dealer for details.

STRONGER TUBES

Rough water and high horsepower engines require a pontoon that can take the abuse. It's why Premier pontoons feature a solid-welded keel; 25" or 27" diameter tubes that exceed the industry average; and a thicker .090" gauge aluminum with internal baffles for added strength.



COMPOSITE FURNITURE

We love spending time on the water, but it can also be a harsh environment. It's just one of the reasons we utilize a roto-molded design. The composite furniture has no wood to rot or break down over time and features UV-stable fabrics that stand up to extreme conditions.

THICKER RAILS

There's beauty in the strength of our rails and sidewalls. Nearly all models feature dual work-hardened panel construction bonded to a thick 2-inch outer rail. The result is greater rigidity, less vibration, and reduced noise for a difference you can feel and a clean finish you can see.



RUGGED DECKING

Others talk about deck strength, but at Premier, we back it up. Our extruded Z-Channel floor supports are stronger and placed every 16 inches. We then tie it all together with stainless hardware, bonded seams, and a welded front and rear bulkhead for maximum rigidity.

THE PTX ADVANTAGE

**SMOOTHER.
FASTER.
BETTER.**

THE BEST RIDE...PERIOD.

Over 30 years ago, Premier turned the industry on its ear with the introduction of PTX – a race-inspired tri-toon design that delivered a level of performance unheard of in a pontoon. Now, we've done it again with an all-new, next generation PTX that raises the bar in every way. The exclusive design has been tested and proven to deliver the best ride in the industry. A ride that's smoother for greater comfort; faster to put you across the lake first; turns quicker for exceptional watersports performance; and is more efficient so you use less gas and have more fun.

*See the performance of
PTX in action. Watch the
video at pontoons.com.*



TAPERED CONE
More precisely controls water flow.

SPRAY
Produced



DEFLECTORS
...es a drier ride.

LIFTING STRAKES

Create additional lift for more efficient planing.

OPTIMIZED TRANSOM

Allows for a wider range of trim control.

PERFORMANCE SHEETING

Improved full-length design reduces water cohesion and drag.

CHINE RAIL

Promotes smoother banking in turns.

CENTER V-SHAPE

Effectively cuts through waves and generates lift.

REVERSE CHINE

Creates lift while reducing hydrodynamic drag.

A BETTER DESIGN BY EVERY MEASURE.

There's a lot of hydrodynamic engineering going on with the next-generation PTX, but at the heart is a V-shaped center tube with a reverse chine design to create additional lift and reduce unwanted drag. The result is a level of pontoon performance that rivals V-hull boats and yet delivers more comfort, stability, and efficiency than any other pontoon.

FASTER SPEEDS – Be first across the lake with up to 15% more top-end speed.

BETTER PLANING – The best cruising comfort with 17% lower planing speed.

SMOOTHER RIDE – Benchmark ride and handling for the most comfortable experience.

SHARPER HANDLING – 5% tighter turning radius and faster cornering speed.

BETTER FUEL ECONOMY – Use less fuel and save money with up to 17% improved efficiency.

MORE STORAGE – Easily stow gear with up to 218% more volume and 87% larger opening.

FIND WHAT MOVES YOU.

FOR EVERY PASSION, THERE'S A PREMIER FOR YOU.

Whether you want to rule the lake, entertain friends, make a splash with your kids, or find a hidden cove to catch your limit, Premier has a pontoon for you built to GO BEYOND. Each one is expertly crafted with a level of quality that surpasses the industry standard and delivers an experience that exceeds your expectations.

▶ UNDERSTAND WHAT MODEL IS RIGHT FOR YOU BY VISITING [PONTOONS.COM/MODELS](https://www.pontoons.com/models)



SUNSATON ANGLER | MAX CAPACITY 17 | PG 14-15



SOLARIS | MAX CAPACITY 17 | PG 16-17



SUPERSPORT | MAX CAPACITY 20 | PG 20-21



ESCALANTE | MAX CAPACITY 22 | PG 22-23

SUNSATION



ALL NEW FOR 2024

OUR #1 MODEL, NOW EVEN BETTER.

Our most popular family of pontoons has been completely redesigned to deliver even more luxury and performance. It starts with new furniture featuring modernized styling and increased comfort. We then focused on the most important seat in the house with our all-new Captain-First helm and its improved ergonomics, control placement, and storage. Then we topped it off with new elevated styling and features for an on-the-water experience that's second-to-none.

AVAILABLE IN
3
FLOOR
PLANS

CAPACITY UP TO 17
LENGTHS 21', 23', AND 25'
MAX HP RATING 300

MODEL SHOWN: 230 SUNSATION RF

GRAPHITE PANELS | MIDNIGHT RAILS | MOUNTAIN GRAY FIBERGLASS | MOUNTAIN GRAY BASE/
ARCTIC ACCENT UPHOLSTERY | STERLING SHORES FLOORING | ONYX CANVAS

PTX

SUNSATION UNIQUE FEATURES

Z-TUBE & PTX*28 for twin-tube value or the best ride in the industry with more comfort, speed, and efficiency.



CAPTAIN-FIRST HELM with all-new styling, comfort, and storage, including an integrated paper towel rack.



GAUGES are positioned for optimum viewing with minimal glare so you can monitor performance.



CLARION® MM20 & SPEAKERS deliver a rich, immersive sound that's directed at your ears, not at your feet.



SMART STORAGE provides an easy access place to secure personal items that need to stay dry.



CLEAR BOW GATE adds signature styling and increased forward visibility, especially when docking.


POPULAR OPTIONS



SKI TOW BAR provides more watersports fun with a central tow point that keeps ropes clear of the motor.



RICOCHET® LADDER automatically returns to its upright position when it detects forward movement.



ANGLER FLOORPLAN delivers dedicated fishing positions with 2-seat, new 4-seat, and exclusive 6-seat options.

ALL NEW FOR 2024

OUTSMART MORE FISH.

The new Angler series is the most intelligently designed fishing pontoon in the industry. With up to six dedicated fishing locations, the Angler puts everything you need to cast, jig, and land more fish at your fingertips. Featuring fully outfitted Angler Caddies and Stations, each within reach of every fishing location; our innovative Open Water Panels; and the new, revolutionary Troll & Stow for a clutter-free trolling motor solution.

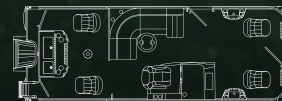


AVAILABLE IN
3
 FLOOR PLANS

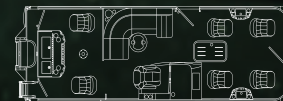
CAPACITY UP TO 17
 LENGTHS 21', 23', AND 25'
 MAX HP RATING 300



2PT 230 / 250



4PT 210 / 230



6PT 250



2 TUBE AND PTX®28 provides the perfect fishing platforms in your choice of twin tube value or PTX performance.



CAPTAIN-FIRST HELM allows you find fish with intuitive controls and improved screen/gauge placement.




OPEN WATER PANELS quickly swing out of the way and stow for the freedom to cast, jig, and land more fish.



FRONT ANGLER CADDY has everything within easy reach including rod holders, tackle holder, and tool pouch.



FRONT ANGLER STATION a complete all-day fishing solution with tackle boxes, tool holders, cupholders, and audio.



REAR ANGLER STATION delivers an all-in-one, intelligently designed fishing command center all within arm's reach.



OPTIONAL UPGRADE

TROLL & STOW™ is a revolutionary new trolling motor system that completely eliminates deck clutter.



SKI LOCKER STORAGE allows you to stow your biggest items, giving you more room and freedom to fish.



OPTIONAL UPGRADE

SIMRAD® NSX 7" DISPLAY allows you to find fish with award-winning radar and advanced sonar imaging.

SOLARIS



ALL NEW FOR 2024

MODERN LUXURY REIMAGINED.

Perfection on the water just got better. The new Solaris series has been reengineered and redesigned to deliver new levels of comfort, performance, and luxury. The unmistakable magic carpet ride of PTX is now even better, delivering the best ride in the industry. Solaris further raises the bar with new styling and dramatically improved comfort and convenience throughout.

PTX

AVAILABLE IN
5
FLOOR
PLANS

CAPACITY UP TO 17
LENGTHS 23' AND 25'
MAX HP RATING 450

MODEL SHOWN: 250 SOLARIS REV

CRIMSON RED PANELS | MIDNIGHT RAILS | MOUNTAIN GRAY FIBERGLASS | MOUNTAIN GRAY BASE/
CRIMSON RED DIAMOND ACCENT UPHOLSTERY | SLATE TEAK FLOORING | ONYX CANVAS

SOLARIS UNIQUE FEATURES

PTX™ 28 TECHNOLOGY for sharper turns, greater stability, and instant plane with under-deck storage.



CAPTAIN-FIRST DX HELM provides the captain with exceptional comforts, luxury, and technology.



SIMRAD® NSX 9" DISPLAY offers unparalleled navigation, information, and control with world-class electronics.



SOFT TOUCH VINYL perfectly blends all-weather durability with softness, stitching, and colored accents.



POWER BIMINI easily protects you from the sun or unexpected shower, and then conveniently stows away.



RICOCHE™ LADDER SYSTEM gives you instant water access and then retracts automatically when underway.

POPULAR OPTIONS



DUAL SIMRAD® NSX 9" DISPLAY doubles your navigation capabilities and underwater sonar mapping.



UPPER DECK FLOORPLAN adds space to soak up the sun and a water slide for the quickest way to cool off.



GRAPHICS PACKAGE with new choices and contemporary designs allows you to customize your Solaris pontoon.

INTRIGUE



WATER IS ALL YOU NEED, EVERYTHING ELSE IS INCLUDED.

Make every moment feel first class with Intrigue, the ultimate in luxury, comfort, and style. Designed for those who never settle, our exceptional attention to detail and GO BEYOND promise is exemplified with every fabric, finish, and accent. Plus, the full-custom design ensures every inch delivers an on-the-water experience tailored uniquely for you.

AVAILABLE IN
3
FLOOR
PLANS

CAPACITY UP TO 20
LENGTHS 23', 25', AND 27'
MAX HP RATING 1,000

MODEL SHOWN: 270 INTRIGUE RL

GRAPHITE AND WHITE PEARL TWO-TONED PANELS | BLACK HAMMERED RAILS | BLACK FIBERGLASS SLATE BASE/STONE ACCENT UPHOLSTERY | SLATE TEAK FLOORING | ONYX CANVAS



INTRIGUE UNIQUE FEATURES

PTX™ 32 TECHNOLOGY for sharper turns, greater stability, and instant plane with under-deck storage.



PINNACLE HELM provides the captain with exceptional comforts, luxury, and technology.



SIMRAD® 12" DISPLAY offers unparalleled navigation, information, and control with world-class electronics.



JL AUDIO® MEDIAMASTER® AND M6 SPEAKERS deliver the perfect soundtrack with a rich, smooth sound.



ULTRAFABRICS® has a level of softness, durability, and sheer luxury often only found in the most exotic cars.



FULL-SPECTRUM RGB LIGHTING offers customized color to illuminate the boat, the water, and the mood.

POPULAR OPTIONS



MIRAGE CHANGING ROOM allows you to quickly change from swimwear to dining attire and back again.



REVOLUTION® SEATING offers 360 degrees of seating choice, including direct-to-the-water access.



10' WIDE BEAM AND TWIN TRANSOM for greater deck space and double the muscle to move you.

SUPERSPORT



ACCELERATE YOUR SENSES, EVEN WHEN STANDING STILL.

Go all-out with the performance-tuned luxury of SuperSport. Our engineers have redefined the pontoon by encompassing our renowned level of luxury with a bold, new muscular stance. From its aerodynamic cut and sculpted panels to its walk-through windshield and signature arch, SuperSport shatters expectations with a dynamic look and a performance punch.

AVAILABLE IN
2
FLOOR
PLANS

CAPACITY UP TO 20
LENGTHS 25' AND 27'
MAX HP RATING 1,000

MODEL SHOWN: 270 SUPERSPORT

CRIMSON RED PANELS | MIDNIGHT RAILS | BLACK FIBERGLASS | SLATE BASE/WHITE PEARL
ACCENT UPHOLSTERY | SLATE TEAK FLOORING | ONYX CANVAS | BLACK CARBON FIBER VANTAGE

PTX

SUPERSPORT UNIQUE FEATURES

PTX™ 32 TECHNOLOGY for unmatched acceleration, instant plane, and a smoother, more comfortable ride.



DUAL HELM AND WALK-THROUGH WINDSHIELD add unprecedented comfort, protection, and performance styling.



SPORT TOWER completes the accelerated styling with a look that speaks to the performance pedigree.



SCULPTED ACCENT BOW define the performance-inspired design with seamless flow from bow to stern.



DUAL BOLSTER CHAIRS ensure you and your co-captain have the best high-luxury, premium comfort seating.



SIMRAD® AND JL AUDIO® deliver premium electronics for unparalleled navigation, information, and sound.

POPULAR OPTIONS



TWIN TRANSOM gives you the ability to double the HP and unleash the full potential of PTX™ Technology.



1,000 MAX HP capability will instantly turn water into a blur when you upgrade to PTX™ 36 Technology.



VANTAGE TUBE FILM keeps your tubes looking new with a protective shield that resists stains and scratches.

ESCALANTE

EVEN AT THE TOP, SOME FEEL THE NEED TO GO HIGHER.

Escape ordinary with the unequalled, over-the-top perfection of Escalante. Every meticulous detail is designed to stir your soul with a premium feel and an intrinsic design — from the integrated Step Galley to the luxurious seating on the upper deck. From dock to dining to destination, you'll always experience world-class style and comfort.

AVAILABLE IN



CAPACITY UP TO 22

LENGTH 33'

MAX HP RATING 1,000

MODEL SHOWN: 330 ESCALANTE

GRAPHITE PANELS | GRANITE RAILS | STONE FIBERGLASS | STONE BASE/
SLATE ACCENT UPHOLSTERY | SLATE TEAK FLOORING | CARBON CANVAS



ESCALANTE UNIQUE FEATURES


PTX™ 36 TECHNOLOGY AND 10' WIDE BEAM for a smooth and stable ride, a spacious deck, and in-floor storage.



PINNACLE HELM provides exemplary levels of navigation, luxury, and technology for utmost control.



ULTRAFABRICS® has a level of softness, durability, and luxury often only found in the world's most exotic cars.



STEP GALLEY elegantly blends upper deck access with entertainment necessities and full-height restroom.



CONVERTIBLE PUB BOOTH is also a bed, making it the perfect place to gather, dine, or simply relax.



UPPER DECK complete with luxurious seating, rich audio, bimini, and water slide; it's perfect for sunset views.

POPULAR OPTIONS



FRONT BIMINI quickly adds convenient and stylish protection from the sun's rays or unexpected showers.



BOLSTER CHAIRS WITH ULTRAFABRICS® give you added height and visibility with comfort and softness.

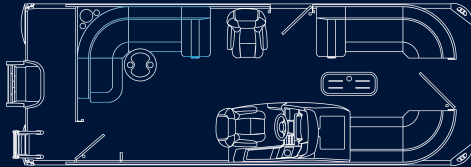


PTX™ VERTICAL LIFT COOLER retracts flush, keeping the deck free and your favorite beverages cold.

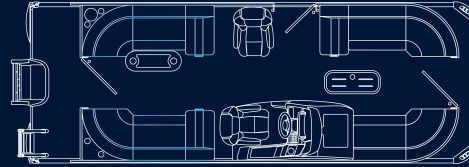
FLOORPLANS FOR ANY ADVENTURE.

Whether you love to soak up the sun, cast a line, entertain friends, or chase sunsets, there's a Premier floorplan right for you. Each one is expertly crafted, featuring premium-grade furniture, superior fabrics, and beautiful, long-lasting flooring options.

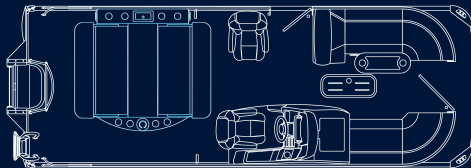
STERN LAYOUTS



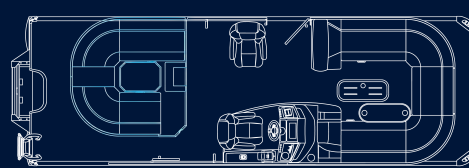
RE LAYOUT features rear entry with an L-shaped rear couch.



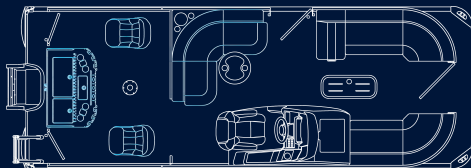
RF LAYOUT features rear-facing starboard and port side couches.



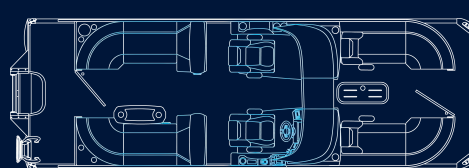
RL LAYOUT features 7-position convertible rear lounge/bed.



REV LAYOUT features rear 360-degree rotating U-shaped Revolution couch.

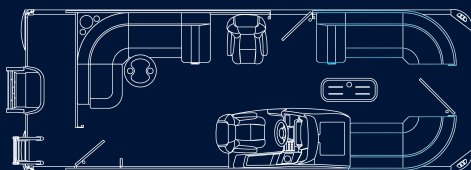


ANGLER LAYOUT features angler station(s), fishing chairs, and L-shaped couch.

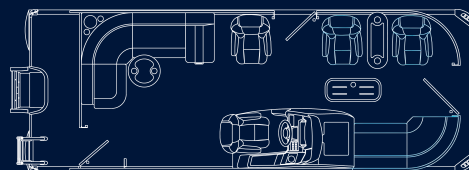


SPORT LAYOUT features dual-helm with rear-facing starboard and port side couches.

BOW LAYOUTS



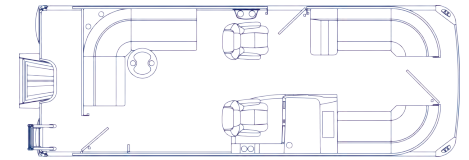
CL LAYOUT features couch layout with bow starboard and port side couches.



DL LAYOUT features dinette layout with bow starboard couch and port side dual chairs.

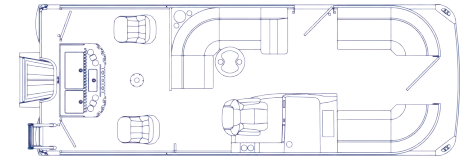
*Bow CL Layout comes standard on all models with an optional upgrade to Bow DL Layout on select models.

SUNSATIOn



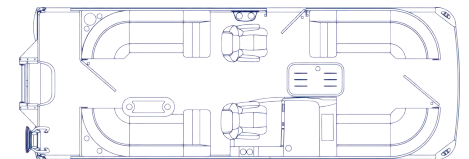
RE
210 / 230*

ANGLER



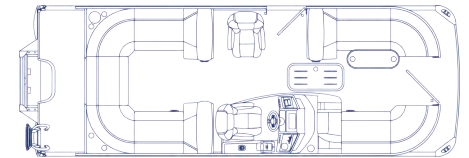
2PT
230 / 250

SOLARIS



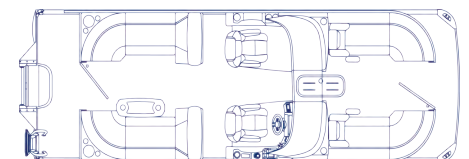
RF
230* / 250*

INTRIGUE



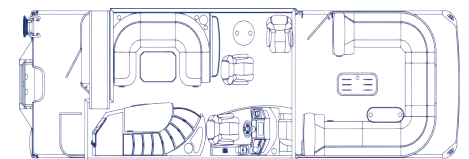
RF
230* / 250* / 270*

SUPERSPORT

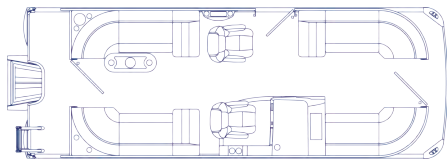


SUPERSPORT
250 / 270

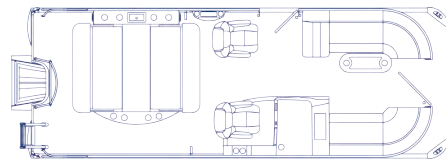
ESCALANTE



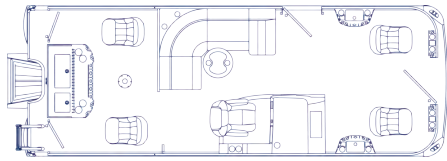
ESCALANTE
330



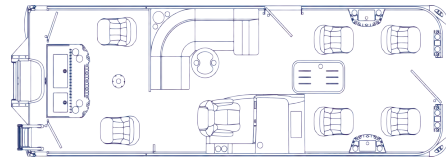
RF
210 / 230* / 250*



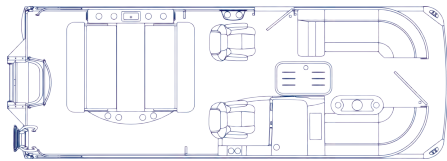
RL
210 / 230* / 250*



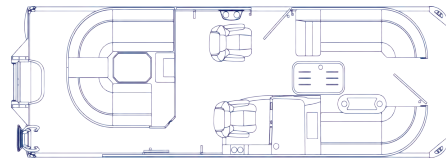
4PT
210 / 230



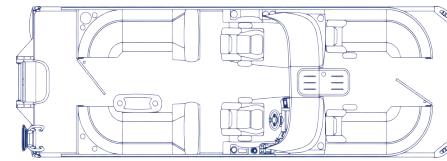
6PT
250



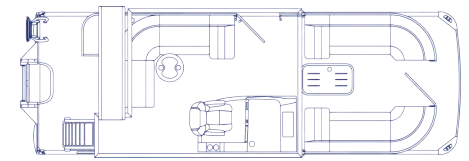
RL
230* / 250*



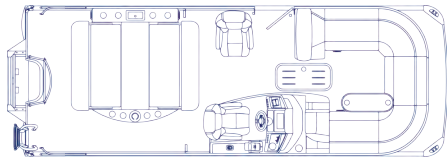
REV
250*



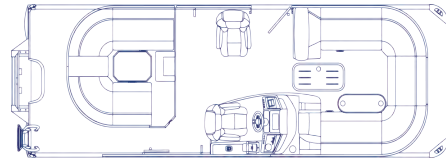
SPORT
250



UPPER DECK
250*



RL
230* / 250* / 270*



REV
250* / 270*

*Floorplan length is available with an optional upgrade to Bow DL Layout featuring bow starboard couch and port side dual chairs with a speaker caddy.

*Floorplans may vary by length. See website or your dealer for details.



BUILD AND CUSTOMIZE AT PONTOONS.COM.

Use our Build & Price tool to choose from a multitude of floorplans and options, including premium audio, navigation, and lighting. We'll then forward your custom design to your closest dealer, who can help turn your dreams into reality.


CHOOSE FROM A WORLD OF COLOR.

True factory customization is just another example of our Premier GO BEYOND promise.

From rails and side panels to fabrics, flooring, and bimini covers, the choice is yours.

		SUNSATIATION	SOLARIS	INTRIGUE	SUPERSPORT	ESCALANTE
SOFT TOUCH BASE	Sandstone Tan	S	S	N/A	N/A	N/A
	Mountain Gray	S	S	N/A	N/A	N/A
SOFT TOUCH ACCENT	Arctic	S	N/A	N/A	N/A	N/A
	Hazel Tweed	S	S	N/A	N/A	N/A
	Ash Tweed	S	S	N/A	N/A	N/A
	Arctic Diamond	N/A	S	N/A	N/A	N/A
	Nautical Blue Diamond	N/A	S	N/A	N/A	N/A
	Crimson Red Diamond	N/A	S	N/A	N/A	N/A
	Bronze Weave	N/A	S	N/A	N/A	N/A
	Carbon Weave	N/A	S	N/A	N/A	N/A
ULTRAFABRICS®	Cream Base/Toffee Accent	N/A	N/A	S	N/A	S
	Toffee Base/Cream Accent	N/A	N/A	S	N/A	S
	Stone Base/Slate Accent	N/A	N/A	S	N/A	S
	Slate Base/Stone Accent	N/A	N/A	S	N/A	S
	Blonde Base/Cognac Accent	N/A	N/A	S	S	S
	Cognac Base/Blonde Accent	N/A	N/A	S	S	S
	Slate Base/White Pearl Accent	N/A	N/A	O	S	O
	White Pearl Base/Slate Accent	N/A	N/A	O	S	O
	White Pearl Accent	N/A	N/A	O	N/A	O
	Custom Combination	N/A	N/A	O	N/A	O
CANVAS	Onyx	S	S	S	S	S
	Harbor Gray	S	S	S	N/A	S
	Nautical Blue	S	S	S	N/A	S
RAILS	Moonstone	S	S	S	N/A	S
	Midnight	S	S	S	S	S
	Granite	O	O	O	N/A	O
	Lavarock Hammered	O	O	O	N/A	O
	Black Hammered	O	O	O	N/A	O
	Pearl Hammered	O	O	O	N/A	O
PANELS	Black	S	S	S	S	S
	Graphite	S	S	S	N/A	S
	Champagne	S	S	S	N/A	S
	White Pearl	S	S	S	S	S
	Crimson Red	S	S	S	S	S
	Nautical Blue	S	S	S	N/A	S
	Two Toned	O	O	O	S	O
FLOORING	Driftwood	S	S	S	N/A	N/A
	Birchwood	S	S	S	N/A	N/A
	Sterling Shores	O	S	S	N/A	N/A
	Double Desert Teak	O	O	S	N/A	S
	Slate Teak	O	O	S	S	S
	Mahogany Teak	O	O	S	S	S
FIBERGLASS	Sandstone Tan	S	S	N/A	N/A	N/A
	Mountain Gray	S	S	N/A	N/A	N/A
	Cream	N/A	N/A	S	N/A	S
	Stone	N/A	N/A	S	N/A	S
	Black	O	O	O	S	O

SOFT TOUCH
BASE/ACCENTS




SANDSTONE TAN

ULTRAFABRICS®
BASE/ACCENTS




CREAM

PANELS




BLACK

RAILS




MOONSTONE

FLOORING




DRIFTWOOD

CANVAS



ONYX

S = Standard O = Optional Upgrade N/A = Not Available




MOUNTAIN GRAY




ARCTIC



ARCTIC DIAMOND




CRIMSON RED DIAMOND



NAUTICAL BLUE DIAMOND




HAZEL TWEED



ASH TWEED




BRONZE WEAVE



CARBON WEAVE




BLONDE




TOFFEE



COGNAC



STONE



SLATE



WHITE PEARL



WHITE PEARL




CHAMPAGNE




GRAPHITE




CRIMSON RED



NAUTICAL BLUE



MIDNIGHT




GRANITE




BLACK HAMMERED



PEARL HAMMERED




LAVAROCK HAMMERED




BIRCHWOOD



STERLING SHORES




MAHOGANY TEAK




SLATE TEAK



DOUBLE DESERT TEAK



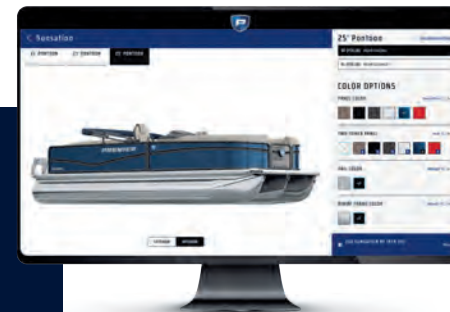
HARBOR GRAY



NAUTICAL BLUE

YOUR STYLE, YOUR WAY.

Choose from a combination of colors, fabrics, and flooring using our Build & Price tool to make your Premier uniquely yours.





BUILD YOUR PREMIER AT [PONTOONS.COM](https://www.pontoons.com)



INDEPENDENTLY OWNED

WE ARE PREMIER MARINE.

Born from American ingenuity and the satisfaction that only comes from an honest, hard-day's work. Those are the values that have helped to define Premier Marine in the past and will remain part of our DNA for the next 30 years and beyond. It's why we're proud of our new Big Lake, Minnesota, facility and even more so of our made-in-the-USA boats. We are an American manufacturer, home to boaters, dreamers, and doers. We build the world's best pontoons — creating a place where friends gather, family always comes first, and memories last forever. Welcome home.

FOLLOW US



The following trademarks are the intellectual property of Premier Marine, LLC: Premier®, Premier: Go Beyond™, PTX™, Sunstation™, Solaris™, Intrigue™, SuperSport™, Escalante™, SaltEx™, Premier Marine, LLC asserts common law trademark rights on all other trademarks indicated with a ™. Other trademarks are property of their respective owners. Premier Marine holds several industry-leading patents: Adjustable Height PTX™ Transom, Ricochet™ Self-Retracting Ladder, Dura Rail System, Mirage Changing Room, and Escalante Step Galley. Patents pending: PTX™ In Floor Cooler. Premier Marine promotes safe boating and recommends that a suitable boat operator be a licensed driver as well as the following: 1. Do not operate your pontoon under the influence of drugs or alcohol and always wear life jackets. 2. Do not operate unless all occupants are in designated NMMA seating positions. 3. Do not start the engines unless the driver's seat is locked in the forward-facing position. 4. For maximum enjoyment and safety, read the owner's manual and labels, and follow all safety checklists prior to the operation of your pontoon and motor. 5. Be certain the driver has the emergency kill switch lanyard attached at all times during operation. All specifications and options were accurate at time of printing and are subject to change without notice. Premier Marine shall not be held responsible for typographical errors. Boats may be shown with optional equipment. Consult your dealer to ensure availability of options and equipment that may no longer be available. ©2024 Premier Marine, LLC. All rights reserved.